

FLOTT
Metal circular saw
KS 315 M



Standard equipment

- ▶ With swivelling head (left/right) for mitre cuts
- ▶ Two speeds
- ▶ Stable cast machine housing construction
- ▶ Reduction gear in oil bath consisting of bronze wheel and hardened, ground steel worm wheel
- ▶ Quick-change vice with counter-tension device for double work piece tensioning
- ▶ Long life mechanical coolant pump
- ▶ Adjustable length stop
- ▶ Operating tool
- ▶ Machine colour: RAL 7037
- ▶ 12-month warranty for single-shift operation

Accessories




- ▶ Steel underframe (with VP - 250 x 720 x 840 mm)
Order no. 560.830

Technical data

KS 315 M

Three-phase current motor 400 V, pole-changeable (kW)	1.3/1.9
Vice span (mm)	110
Cooling tank capacity (l)	5
Work height with underframe (mm)	980
2 speeds (rpm)	41/82
Machine dimension with underframe without VP (mm)	1,000 x 1,100 x 1,800
Machine dimensions with underframe with VP (mm)	630 x 1,030 x 880
Not included in scope of delivery	
Saw blade (mm)	Ø 315 x 32
Order no.	560.835

Sawing area

	45° L	0°	45° R
	90	95	90
	80 x 70	100 x 70	80 x 70
	75	80	75

Metal circular saw blades ¹

Order no.	Dimensions in mm	Number of teeth	VPE
560.316	315 x 2.5 x 32	240	1
560.311	315 x 2.5 x 32	160	1

¹ different saw blades on request